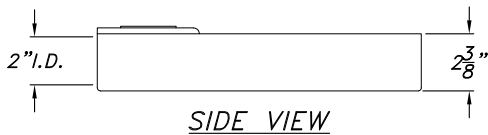
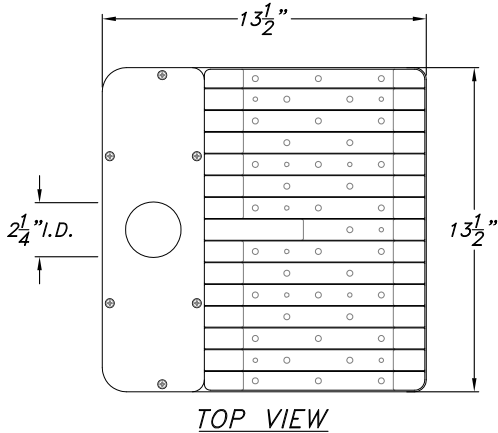


DARK SKY COMPLIANT:
FULL CUT OFF

NEBULA AREA LIGHT SERIES

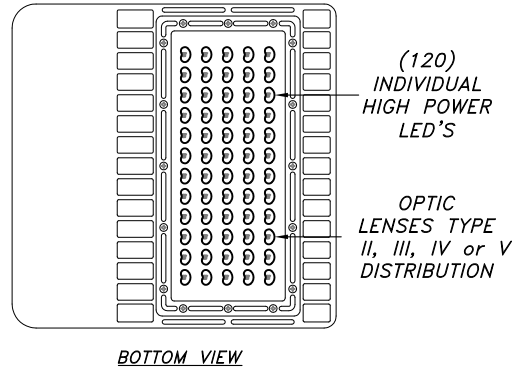
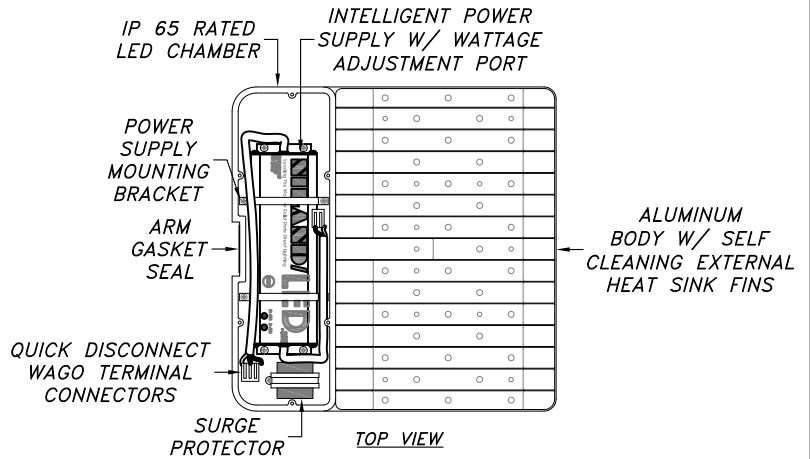
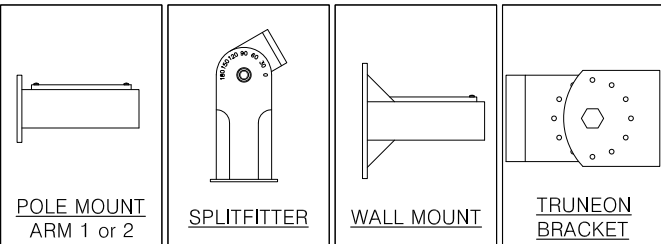
NBAL-MED-LED

IP 65 RATED
LED CHAMBER



SCALE: 1 1/2" = 1'-0"

E.P.A. = .23 SQ.FT.



EXAMPLE: ARM1-NBAL-MED-LED-5000-100-120-277-V-BLK

Mounting Series Kelvin Wattage Voltage Distribution Color

LUMINAIRE MOUNTING	CONTROLS	KELVIN	LUMENS=WATTS	VOLTAGE RANGE-AC	LIGHT DISTRIBUTION	COLOR OF POWDER COAT FINISH
<input type="checkbox"/> (ARM1) ARM MOUNTING SQUARE POLE <input type="checkbox"/> (ARM2) ARM MOUNTING ROUND POLE <input type="checkbox"/> (SF) SPLITFITTER <input type="checkbox"/> (WM) WALL MOUNT <input type="checkbox"/> (TB) TRUNEON BRACKET	<input type="checkbox"/> OCCUPANY SENSOR <input type="checkbox"/> NEMA PHOTO CONTROL <input type="checkbox"/> WIRELESS INTERLINKING	<input type="checkbox"/> 3000 <input type="checkbox"/> 3500 <input type="checkbox"/> 4000 <input type="checkbox"/> 4500 <input type="checkbox"/> 5000	<input type="checkbox"/> 80w = 8,400Lmns <input type="checkbox"/> 100w = 10,500Lmns <input type="checkbox"/> 150w = 15,700Lmns	<input type="checkbox"/> 120-277 <input type="checkbox"/> 347-480	<input type="checkbox"/> TYPE II <input type="checkbox"/> TYPE III <input type="checkbox"/> TYPE IV <input type="checkbox"/> TYPE V	<input type="checkbox"/> (BLK) BLACK <input type="checkbox"/> (BRZ) BRONZE <input type="checkbox"/> (SL) SILVER <input type="checkbox"/> (GR) GRAY <input type="checkbox"/> (WH) WHITE

LUMINAIRE SPECIFICATION

HOUSING
Stylish low profile body that minimizes wind load and retains aesthetically pleasing appearance. Corrosion resistant polyester powder coat finish, available in custom colors. Independent driver compartment separated from light engine that optimizes driver lifespan. Cast aluminum structure that resists high shock and vibration.

ELECTRICAL
High Power Factor, low THD UL listed driver with 10KV surge protection. Universal line voltage input 120-277V, 347/480V optional. FCC compliant. 0-10V dimmable

OPTICAL
IES Type II, Type III, Type IV and Type V distribution patterns. Optics are interchangeable and easily replaceable. Optional house side shield/visor. Full range CCT from 3000K to 5000K.

MOUNTING
Multiple mounting options available providing a solution for most outdoor applications like area, roadway, wall mount, flood, building accent and billboard lighting.

CERTIFICATION
ETL
FCC
DLC
RoHS
IP65

WARRANTY
5 years warranty for complete fixture

PHOTOMETRICS
Complete photometric data for all fixtures is available in IES-formatted. A certified independent laboratory performs all testing. Call the Niland Company directly for more information.

Catalog Name: NBAL-MED-LED Date: 02.15.18
 Revision History: N/A Revision #: 0
 Niland Approval: Luis M. Gomez Customer Approval: _____ Page: 4 of 4

Leading The Way For Solid State Street Lighting

NILAND COMPANY • PH: (915) 779-1405 • FAX: (915) 779-3618 • E-MAIL: INFO@NILANDCO.COM
 320 N. Clark El Paso, Tx 79905 • PH: 800-648-9013 • FAX: 888-779-3065 • WEB PAGE: HTTP://www.nilandco.com