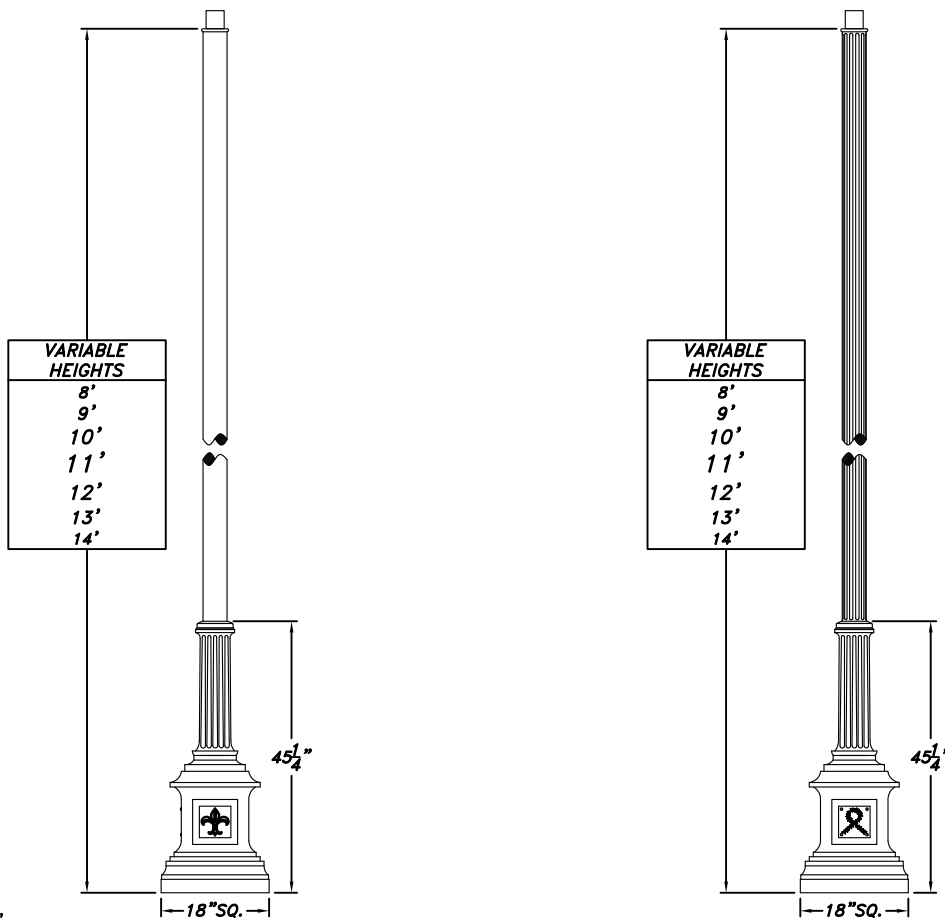


# MODIFIED MISSION:4 SERIES



**MMI4-18-S4-\_\_**

4" dia. smooth shaft  
8'-14' in height

**MMI4-18-F4-\_\_**

4" dia. fluted shaft  
8'-14' in height

## CSI POLE SPECIFICATION

### I. BASE

Base shall be cast aluminum. Aluminum shall be certified as pure 356 copper free of any porosity, foreign materials or cosmetic fillers. Base casting shall be of uniform wall thickness with no warping or mold shifting. Minimum wall thickness shall be .250". The base casting shall have an internal sleeve up to 25" deep (depending on style chosen) to accept the pole shaft. Cast aluminum access cover shall be secured with two to four stainless steel screws. Exterior transition ring shall be cast in to the top of the base to mirror the design of the smooth or fluted shaft. There are no exterior welds to finish. The anchor bolt locations in the base shall be cast in place as part of the base casting, for maximum strength.

### II. POLE

Pole shaft shall be seated into the base sleeve and circumferentially welded around the inside of the base. Shaft extrusion shall be of uniform wall thickness with no warping or mold shifting. Minimum wall thickness shall be .188" or .250". Pole shaft shall be seamless, deep fluted extruded 6063-T6 aluminum. Luminaire shall be mounted to pole with a  $\varnothing$ 3"O.D. x3"H. tenon.

### III. ANCHORAGE DETAIL

Standards 12 feet high or less shall use 1/2" x 18" L-type anchor bolts. Standards higher than 12 feet shall use 3/4" x 24" L-type bolts.

### WARRANTY

Niland Company warrants to repair or replace, at our option, any equipment that fails due to defects in material or workmanship within one year from date of shipment. This warranty does not include failures as a result of improper installation, mishandling or misapplication. This guarantee is limited to repair or replacement only and does not include reimbursement for expense of installation, removal of equipment, transportation or any other expenses that may be incurred. Authorization must be obtained from Niland Company in El Paso, Texas before any material is returned.

## FINISHES

### Five Year Powder Coating Warranty

Niland Company factory-applied powder coatings are warranted against peeling, excessive fading and cracking under normal climatic exposure for a period of five years from date of shipment. Damage to finish coating caused by abuse or mishandling during installation is not covered by warranty. This warranty is limited to the repair or replacement of the material involved and does not include reimbursement of consequential expenses such as installation or removal of equipment or transportation costs.

### I. STANDARD FINISH

Satin iron achieved by rotary sanding, blasting and phosphate conversion coating.

### II. THERMOSET POWDER PAINT FINISH

Pretreatment shall consist of degreasing phosphate acid-etching with 140° and de-ionizing water, rinsed and oven dried.

### FINISH COAT

Thermoset TGIC super polyester powder coat finish electrostatically applied, oven cured and bonded at approximately 420° F to a minimum dry film thickness of 1.6 mils. All Niland powders must pass a minimum 3000-hour salt-spray test for corrosion resistance. The National Association of Architectural Metal Manufacturers, Metal Finishes Manual rates the outdoor life of these powders at 15-plus years.

### III. LIQUID FINISH

Optional liquid finish is first prime coated then finished with a two part liquid epoxy coat.

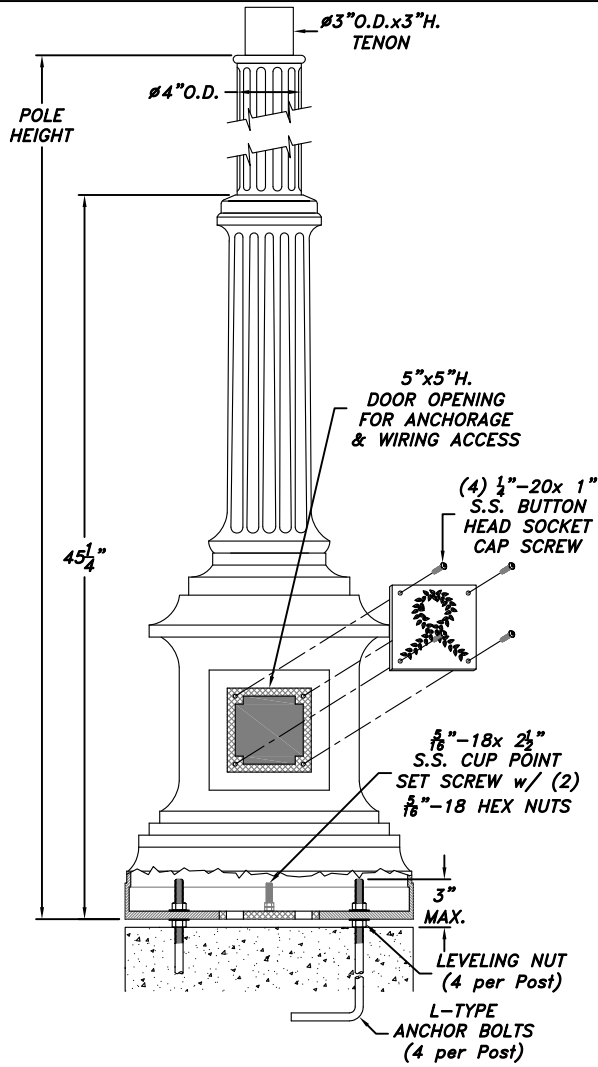
Revision #: 0      Date: 02.15.18      Page: 1 of 2  
 Revision History: N/A  
 \_\_\_\_\_  
 \_\_\_\_\_  
 Niland Approval: Luis M. Gomez      Customer Approval: \_\_\_\_\_



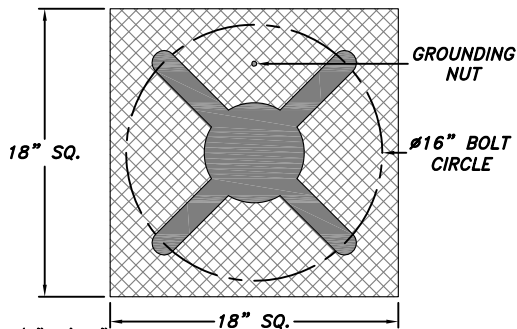
# Niland Company

NILAND COMPANY      • PH: (915) 779-1405      • FAX: (915) 779-3618      • E-MAIL: INFO@NILANDCO.COM  
 320 N. Clark El Paso, Tx 79905      • PH: 800-648-9013      • FAX: 888-779-3065      • WEB PAGE: HTTP://www.nilandco.com

# MODIFIED MISSION:4 SERIES



**ANCHOR BOLT CIRCLE  
DIAMETER**



SCALE: 1 1/2"=1'-0"

## ORDERING GUIDE

Catalog Code Description: MMI4-18-4-ht-top-globe

Name of Base (Modified Mission:4); Diameter of Base (18")  
 Type of Pole (Fluted 4"); Height of Pole (None)  
 Top Style (None); Color (None); Optional Equip. (None)

### Post Selection:

Specify pole height from bottom of base.

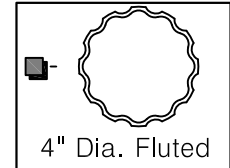
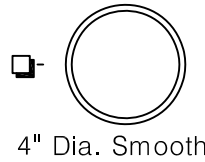
| Catalog Code  | Shaft Type     | Height |
|---------------|----------------|--------|
| MMI4-18-S4-__ | 4" dia. smooth | 8'-14' |
| MMI4-18-F4-__ | 4" dia. fluted | 8'-14' |

### Check Appropriate Boxes for Material

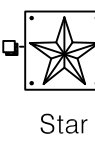
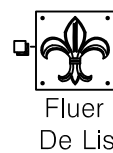
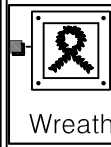
Cast Aluminum

### Shaft Options

1/8" Extrusion



### Access Door Decoration



### Optional Pole Accessories

- GFI Receptacles
- Banner Arms
- Flag Pole Holders
- Signage

### Check Appropriate Boxes for Finish

- Black
- Bronze
- Green
- Hand Brushed Green
- Hand Brushed Gray
- Custom \_\_\_\_\_

### Ordering Instructions

To order, simply follow the format for the Catalog Code. Once the base has been selected, use the base initials to begin your catalog code. The next entry on the code is the diameter of the base. Next, you will choose the type of pole that the product will have whether it is smooth, fluted, tapered fluted etc. The height of the pole is next and it is measured from the bottom of the base. The post top style is next and followed by the globe type. Codes can be found under each item.

The code description is:

Base Series-Diameter-Pole Shaft-Height-Top-Globe.

Modified Mission Series-18" Base-Fluted 4"-\_\_' Height

MMI4-18-F4-\_\_

Catalog Name: MMI4-18-F4-\_\_ Date: 02.15.18

Revision History: N/A Revision #: 0

Niland Approval: Luis M. Gomez Customer Approval: Page: 2 of 3



# Niland Company