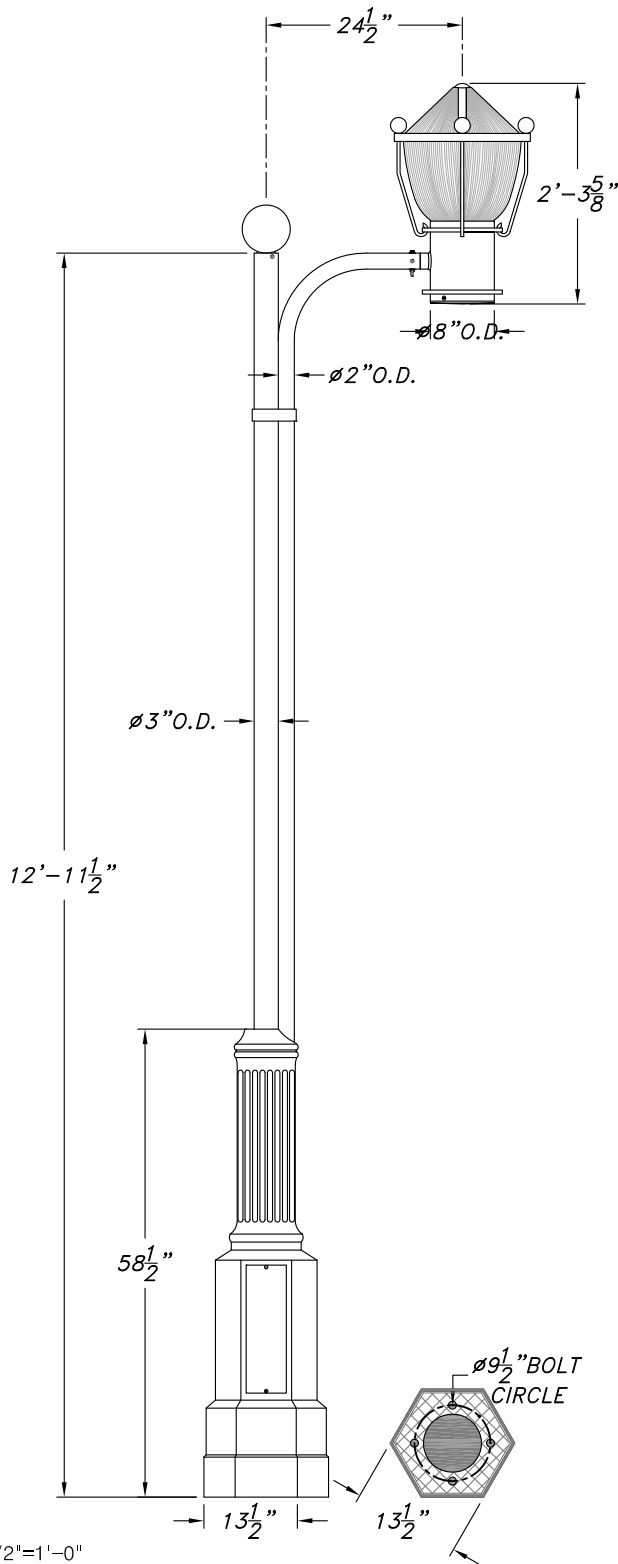


CANTON SERIES



SCALE: 1/2"=1'-0"

Catalog Name:

CA-13.5-S3-S2-13-CA-1-CA-GLASS-BT

Revision #: 0

Date: 02.15.18

Page: 1 of 4

Revision History: N/A

Niland Approval: Luis M. Gomez

Customer Approval:

CSI POLE SPECIFICATION

I. BASE

Base shall be cast aluminum. Aluminum shall be certified as pure 356 copper free of any porosity, foreign materials or cosmetic fillers. Base casting shall be of uniform wall thickness with no warping or mold shifting. Minimum wall thickness shall be .250". The base casting shall have an internal sleeve up to 25" deep (depending on style chosen) to accept the pole shaft. Cast aluminum access cover shall be secured with two to four stainless steel screws. Exterior transition ring shall be cast in to the top of the base to mirror the design of the smooth pole shafts. There are no exterior welds to finish.

II. POLE

Pole shafts shall be seated into the base sleeve and circumferentially welded around the inside of the base. Shaft extrusion shall be of uniform wall thickness with no warping or mold shifting. Minimum wall thickness shall be .188". Exterior transition ring shall be cast in to the top of the base to mirror the design of the smooth shafts. There are no exterior welds to finish. Pole shaft shall be seamless, smooth extruded 6063-T6 aluminum. The anchor bolt locations in the base shall be cast in place as part of the base casting, for maximum strength.

III. ANCHORAGE DETAIL

Standards 12 feet high or less shall use 1/2" x 18" L-type anchor bolts. Standards higher than 12 feet shall use 3/4" x 24" L-type bolts.

IV. ARM

The arm top shall be made of extruded and cast aluminum components. Aluminum shall be certified as pure #356 alloy, free of any porosity, foreign materials or cosmetic fillers. Castings shall be uniform wall thickness with no warping or mold shifting. Minimum wall thickness shall be 3/16".

V. HOUSING

The luminaire shall be core cast aluminum. Aluminum shall be certified as pure #356 alloy, free of any porosity, foreign materials or cosmetic fillers. Castings shall be uniform wall thickness with no warping or mold shifting. Minimum wall thickness shall be 3/16". Electrical components are mounted onto the ballast mounting plate. The ballast shall be mounted in the luminaire with two stainless steel screws. The refractor will be an upgraded glass globe with external refractor designed for either a type III or type V light distribution pattern.

VI. ELECTRICAL

All electrical components and materials shall be UL-recognized and wired by a certified UL technician. All Niland ballasts are high power factor rated for -30°C/-20°F starting. Medium base sockets are 4 KV rated. The electrical assembly is prewired with quick disconnects for servicing. Fixture shall be UL certified for wet locations.

FINISHES

Five Year Powder Coating Warranty

Niland Company factory-applied powder coatings are warranted against peeling, excessive fading and cracking under normal climatic exposure for a period of five years from date of shipment. Damage to finish coating caused by abuse or mishandling during installation is not covered by warranty. This warranty is limited to the repair or replacement of the material involved and does not include reimbursement of consequential expenses such as installation or removal of equipment or transportation costs.

I. STANDARD FINISH

Satin iron achieved by rotary sanding, blasting and phosphate conversion coating.

II. THERMOSET POWDER PAINT FINISH

Pretreatment shall consist of degreasing phosphate acid-etching with 140° and de-ionizing water, rinsed and oven dried.

FINISH COAT

Thermoset TGIC super polyester powder coat finish electrostatically applied, oven cured and bonded at approximately 420° F to a minimum dry film thickness of 1.6 mils. All Niland powders must pass a minimum 3000-hour salt-spray test for corrosion resistance. The National Association of Architectural Metal Manufacturers, Metal Finishes Manual rates the outdoor life of these powders at 15-plus years.

III. LIQUID FINISH

Optional liquid finish is first prime coated then finished with a two part liquid epoxy coat.

WARRANTY

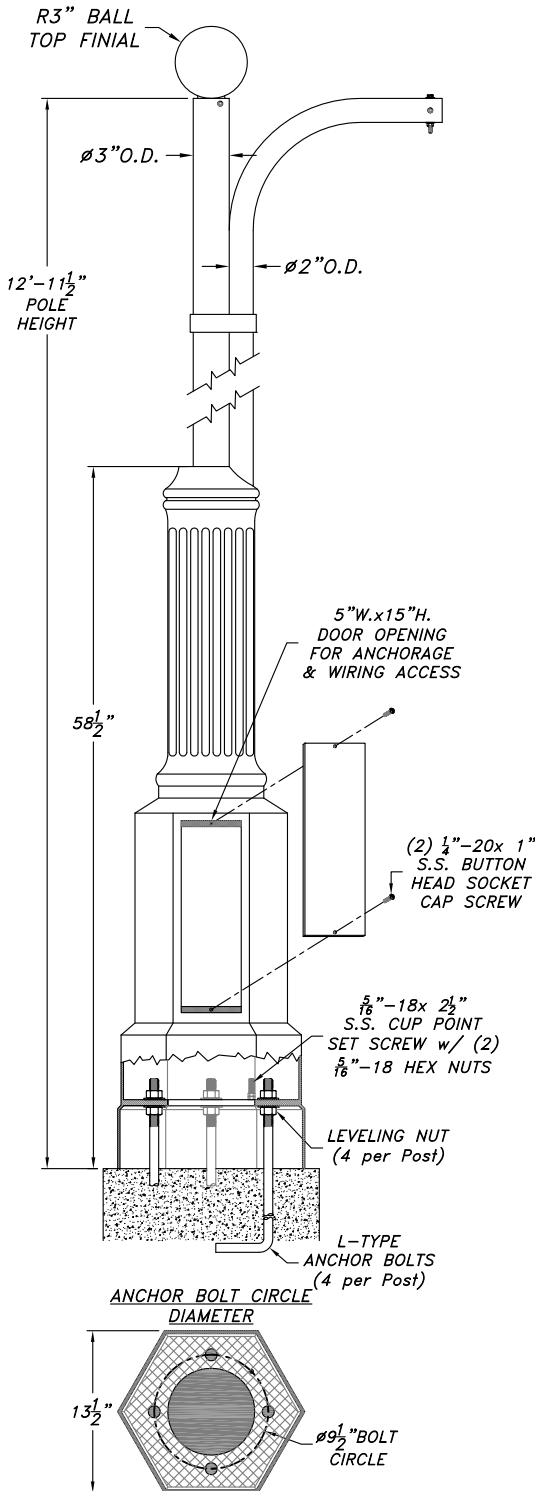
Niland Company warrants to repair or replace, at our option, any equipment that fails due to defects in material or workmanship within one year from date of shipment. This warranty does not include failures as a result of improper installation, mishandling or misapplication. This guarantee is limited to repair or replacement only and does not include reimbursement for expense of installation, removal of equipment, transportation or any other expenses that may be incurred. Authorization must be obtained from Niland Company in El Paso, Texas before any material is returned.



Niland Company

NILAND COMPANY • PH: (915) 779-1405 • FAX: (915) 779-3618 • E-MAIL: INFO@NILANDCO.COM
320 N. Clark El Paso, Tx 79905 • PH: 800-648-9013 • FAX: 888-779-3065 • WEB PAGE: HTTP://www.nilandco.com

CANTON SERIES



SCALE: 3/4"=1'-0"

Canton Series-13 $\frac{1}{2}$ " Base-Smooth 3" & 2"-
13' Height
CA-13.5-S3-S2-13

ORDERING GUIDE

Catalog Code Description: CA-13.5-S3-S2-arm-ht-top-globe

Name of Base (Canton); Diameter of Base (13 $\frac{1}{2}$ "
Type of Pole (Smooth 3"); Height of Pole (None)
Top Style (None); Color (None); Optional Equip. (None)

Post Selection: Specify pole height from bottom of base.

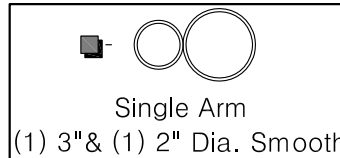
Catalog Code	Shaft Type	Height
CA-13.5-S3-S2-__	3" dia. smooth	8'-16'
	(1) 2" dia. smooth	
CA-13.5-S3-S2-__	3" dia. smooth	8'-16'
	(2) 2" dia. smooth	

Check Appropriate Boxes for Material

Cast Aluminum

Shaft Options

1/8" Extrusion



Optional Pole Accessories

- GFI Receptacles (See Accessories Section)
- Banner Arms (See Accessories Section)
- Flag Pole Holders (See Accessories Section)
- Signage (See Accessories Section)

Check Appropriate Boxes for Finish

- Black
- Bronze
- Green
- Hand Brushed Green
- Hand Brushed Gray
- Custom _____

Ordering Instructions

To order, simply follow the format for the Catalog Code. Once the base has been selected, use the base initials to begin your catalog code. The next entry on the code is the diameter of the base. Next, you will choose the type of pole that the product will have whether it is smooth, fluted, tapered fluted etc. The height of the pole is next and it is measured from the bottom of the base. The post top style is next and followed by the globe type. Codes can be found under each item.

The code description is:
Base Series-Diameter-Pole Shaft-Arm-Height-Top-Globe.

Catalog Name: CA-13.5-S3-S2-13-CA-1-CA-GLASS-BT Date: 02.15.18
Revision History: N/A Revision #: 0

Niland Approval: Luis M. Gomez Customer Approval: _____ Page: 2 of 4

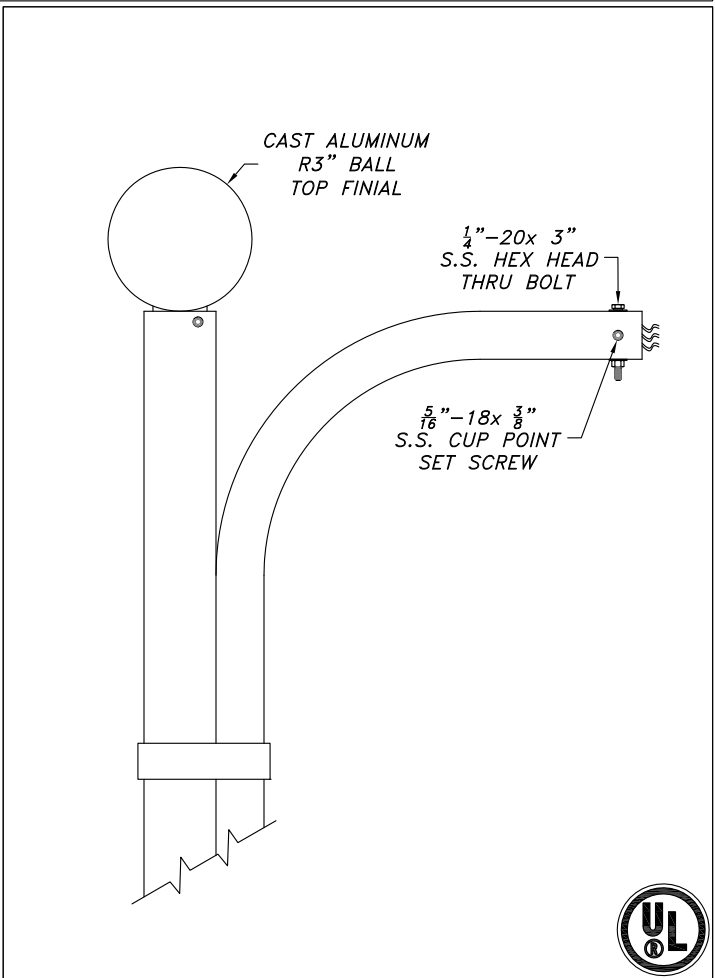
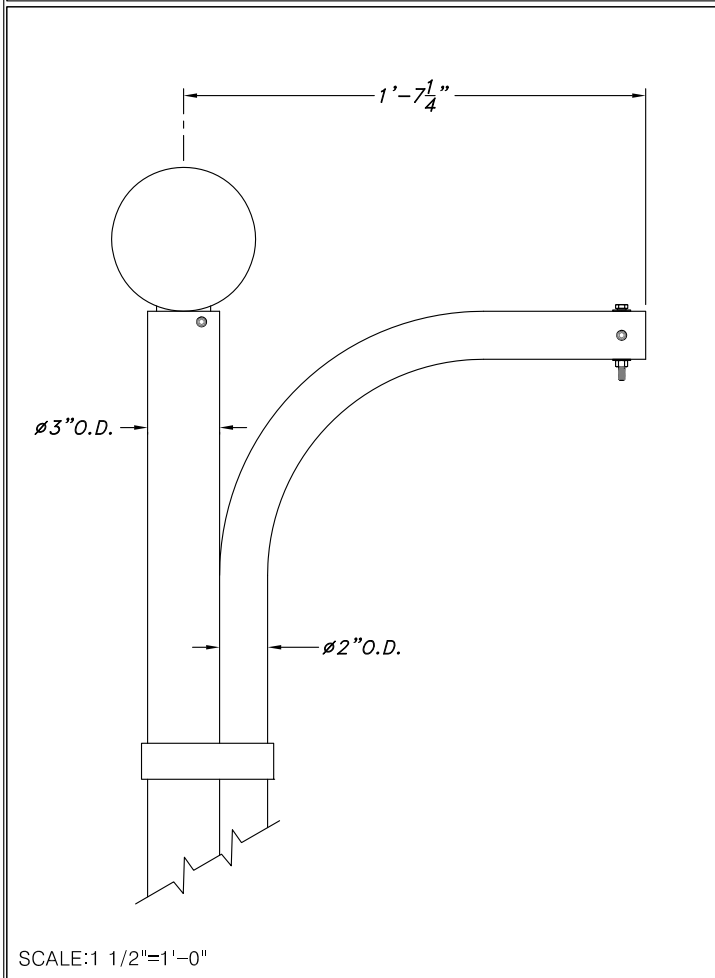


Niland Company

NILAND COMPANY • PH: (915) 779-1405 • FAX: (915) 779-3618 • E-MAIL: INFO@NILANDCO.COM
320 N. Clark El Paso, Tx 79905 • PH: 800-648-9013 • FAX: 888-779-3065 • WEB PAGE: HTTP://www.nilandco.com

CANTON SERIES

CA-1-BT



SCALE: 1 1/2"=1'-0"

EXAMPLE
CA-1-BT-BLK

CA- 1 - BT -
Series Arms Finial Color

ARMS	FINIAL	ACCESSORIES	COLOR OF POWDER COAT FINISH
<input checked="" type="checkbox"/> 1 <input type="checkbox"/> 2	<input checked="" type="checkbox"/> (BT) BALLTOP <input type="checkbox"/> (DM) DOME	<input type="checkbox"/> (TLPC) TWIST LOCK PHOTO CONTROL	<input type="checkbox"/> (BLK) BLACK <input type="checkbox"/> (BRZ) BRONZE <input type="checkbox"/> (GRN) GREEN <input type="checkbox"/> (HG) HAND BRUSHED GREEN <input type="checkbox"/> (HR) HAND BRUSHED GRAY <input type="checkbox"/> CUSTOM _____

ARM SPECIFICATION

ARM
The arm shall be made of extruded and cast aluminum components. Aluminum shall be certified as pure #356 alloy, free of any porosity, foreign materials or cosmetic fillers. Castings shall be uniform wall thickness with no warping or mold shifting. Minimum wall thickness shall be 3/16".

ELECTRICAL
All electrical wiring is ran through center shaft and arm and shall be UL-recognized and wired by a certified UL technician. The electrical assembly is prewired with quick disconnects for servicing. Fixture shall be UL certified for wet locations.

MOUNTING
Luminaire shall be mounted to $\phi 2''$ O.D. arm and fastened with (3) $\frac{5}{16}''-18 \times \frac{3}{8}''$ stainless steel set screws @ 120° and (1) $\frac{1}{4}''-20 \times 3''$ Hex Head Cap Screw.

FINISH
Fixture finish shall consist of degreasing, phosphate acid etching with 140+ deionized water, rinsed, oven dry off and top coated with a thermoset TGIC super polyester powder coat finish designed not to chalk or fade for many years. All Niland Company powders must pass a minimum 3000-hour salt spray test for corrosion resistance.

CERTIFICATION
The Fixture shall be UL-Listed for wet location use, and all HID listings.

WARRANTY
Niland Company warrants to repair or replace, at our option, any equipment that fails due to defects in material or workmanship within one year from date of shipment. This warranty does not include failures as a result of improper installation, mishandling or misapplication. This guarantee is limited to repair or replacement only and does not include reimbursement for expense of installation, removal of equipment, transportation or any other expenses that may be incurred. Authorization must be obtained from Niland Company in El Paso, Texas before any material is returned.

Catalog Name: CA-13.5-S3-S2-13-CA-1-CA-GLASS-BT Date: 02.15.18
 Revision History: N/A Revision #: 0
 Niland Approval: Luis M. Gomez Customer Approval: _____ Page: 3 of 4

Niland Company

NILAND COMPANY • PH: (915) 779-1405 • FAX: (915) 779-3618 • E-MAIL: INFO@NILANDCO.COM
 320 N. Clark El Paso, Tx 79905 • PH: 800-648-9013 • FAX: 888-779-3065 • WEB PAGE: HTTP://www.nilandco.com

