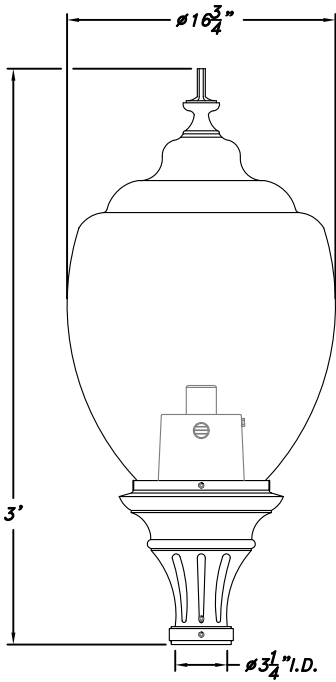


RESIDENCY SERIES

RS-2014




SCALE: 1"=1'-0"

E.P.A.=2.39 SQ.FT.



OPTIONAL CAST ALUMINUM FINIAL

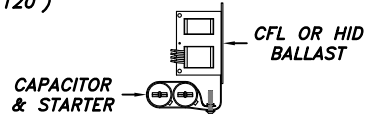


A-2014 GLOBE
U.V. STABILIZED
FROSTED OR WHITE
POLYCARBONATE

MOGUL OR MEDIUM 4KV
BASED LAMP SOCKET MOUNTED
TO BALLAST CANISTER

#10-24x 3/4" S.S.
HEX WASHER HEAD
THREAD-CUTTING SCREWS
(3 @ 120°)

BALLAST HOUSING w/
MIDGET LOUVER FOR HEAT
DISSIPATION (2 @ 180°)



CAPACITOR
& STARTER

CFL OR HID
BALLAST

(4) 5/8"-18x 3/4"
S.S. CONE POINT
SET SCREW

(4) 5/8"-18x 3/4"
S.S. CONE POINT
SET SCREW

(4) 5/8"-18x 3/4"
S.S. CUP POINT
SET SCREW

EXAMPLE

RS-2014-PSMH-150-208-BLK

RS-2014- _____ - _____ - _____ - _____
Series Globe Ballast Wattage Voltage Color

GLOBE	LIGHT SOURCE	WATTAGE-SOCKET MEDIUM MOGUL	VOLTAGE	COLOR OF POWDER COAT FINISH
<input type="checkbox"/> FROSTED (CLEAR) <input type="checkbox"/> WHITE (MILKY)	<input type="checkbox"/> INC <input type="checkbox"/> CFL <input type="checkbox"/> HPS <input type="checkbox"/> PSMH <input type="checkbox"/> LED	<input type="checkbox"/> 50w <input type="checkbox"/> 70w <input type="checkbox"/> 100w <input type="checkbox"/> 150w <input type="checkbox"/> 175w <input type="checkbox"/> 250w	<input type="checkbox"/> 120v <input type="checkbox"/> 208v <input type="checkbox"/> 240v <input type="checkbox"/> 277v <input type="checkbox"/> 480v MULTITAP <input type="checkbox"/> 120v 240v <input type="checkbox"/> 208v 277v PLEASE SPECIFY VOLTAGE	<input type="checkbox"/> (BLK) BLACK <input type="checkbox"/> (BRZ) BRONZE <input type="checkbox"/> (GRN) GREEN <input type="checkbox"/> (HG) HAND BRUSHED GREEN <input type="checkbox"/> (HR) HAND BRUSHED GRAY <input type="checkbox"/> CUSTOM _____

LUMINAIRE SPECIFICATION

HOUSING

The post top shall be core cast aluminum. Aluminum shall be certified as pure #356 alloy, free of any porosity, foreign materials or cosmetic fillers. Castings shall be uniform wall thickness with no warping or mold shifting. Minimum wall thickness shall be 3/16". Electrical components are mounted in the ballast canister. The ballast canister shall be mounted in the post top with three stainless steel screws. A optional refractor will be a upgrade refractor globe or borosilicate glass refractor designed for either a type III or type V light distribution pattern.

ELECTRICAL

All electrical components and materials shall be UL-recognized and wired by a certified UL technician. All Niland ballasts are high power factor rated for -30°C/-20°F starting. Medium and Mogul base sockets are 4 KV rated. The electrical assembly is prewired with quick disconnects for servicing. Fixture shall be UL certified for wet locations.

MOUNTING

Fixture shall be mounted to 3"O.D.x3"H. tenon with stainless steel allen head set screws (8 @ 90°)

RELAMPING

The globe is removed by loosening (4) S.S. Allen Head Screws on fitter.

FINISH

Fixture finish shall consist of degreasing, phosphate acid etching with 140+ deionized water, rinsed, oven dry off and top coated with a thermoset TGIC super polyester powder coat finish designed not to chalk or fade for many years. All Niland Company powders must pass a minimum 3000-hour salt spray test for corrosion resistance.

CERTIFICATION

The Fixture shall be UL-Listed for wet location use, and all HID listings.

WARRANTY

Fixture shall be warranted to be free of defects for five years. Ballast components shall carry the ballast manufacturers limited warranty of two years.

PHOTOMETRICS

Complete photometric data for all fixtures is available in IES-formatted 3.5 disks. A certified independent laboratory performs all testing. Call the Niland Company directly for more information.

Catalog Name: RS-2014 Date: 02.15.18
 Revision History: N/A Revision #: 0

Niland Approval: Luis M. Gomez Customer Approval: _____ Page: 3 of 3



Niland Company

NILAND COMPANY • PH: (915) 779-1405 • FAX: (915) 779-3618 • E-MAIL: INFO@NILANDCO.COM
 320 N. Clark El Paso, Tx 79905 • PH: 800-648-9013 • FAX: 888-779-3065 • WEB PAGE: HTTP://www.nilandco.com