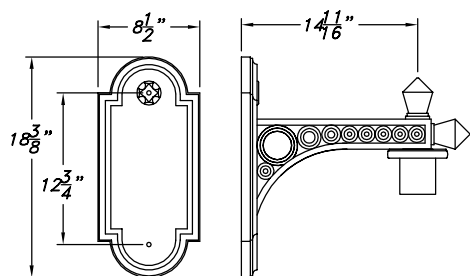



# MAINSTREET SERIES

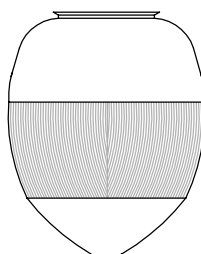
## W/ TENON




NS-SC-TEN




NS-2-TEN



APER  
PENDANT  
GLOBE



NS-3-TEN



NS-4C-TEN



SCALE: 3/4" = 1'-0"

EXAMPLE

NS-3-TEN-RS-2014-MV-150-208-III-TB

NS-\_\_\_\_-TEN-\_\_\_\_-APER-\_\_\_\_-\_\_\_\_-\_\_\_\_-\_\_\_\_-\_\_\_\_-\_\_\_\_  
Arms Fitter Ballast Watts Volts Refractor Color

BALLAST	WATTS	VOLTS	REFRACTOR	COLOR (POWDER COATED)
INC. <input type="checkbox"/>	50 <input type="checkbox"/>	120 <input type="checkbox"/>	TYPE III <input type="checkbox"/>	(TB) TEXTURED BLACK <input type="checkbox"/>
HPS. <input type="checkbox"/>	70 <input type="checkbox"/>	208 <input type="checkbox"/>	MULTITAP <input type="checkbox"/>	(TG) TEXTURED FOREST GREEN <input type="checkbox"/>
MH <input type="checkbox"/>	100 <input type="checkbox"/>	277 <input type="checkbox"/>		(TR) TEXTURED BRONZE <input type="checkbox"/>
MV <input type="checkbox"/>	150 <input type="checkbox"/>	480 <input type="checkbox"/>	TYPE V <input type="checkbox"/>	(VG) HAND BRUSHED VERDI GRIS <input type="checkbox"/>
	250 <input type="checkbox"/>	208 <input type="checkbox"/>		(GB) GLOSS BLACK <input type="checkbox"/>
		240 <input type="checkbox"/>		(GG) GLOSS GREEN <input type="checkbox"/>
				(GR) GLOSS BRONZE <input type="checkbox"/>
				(VG) HAND BRUSHED VERDI GRIS <input type="checkbox"/>
				CUSTOM _____ <input type="checkbox"/>

### LUMINAIRE SPECIFICATIONS

HOUSING

The post top shall be core cast aluminum. Aluminum shall be certified as pure #356 alloy, free of any porosity, foreign materials or cosmetic fillers. Castings shall be uniform wall thickness with no warping or mold shifting. Minimum wall thickness shall be 3/16". Electrical components are mounted to the fitter and ballast canister. The ballast canister shall be mounted in the post top with three stainless steel screws. The optional refractor shall be molded of borosilicate glass or an upgraded globe with external refractor designed for either a type III or type V light distribution pattern.

ELECTRICAL

All electrical components and materials shall be UL-recognized and wired by a certified UL technician. All Niland ballasts are high power factor rated for 30°C/-20°F starting. Medium and Mogul base sockets are 5KV rated. The electrical assembly is prewired with quick disconnects for servicing. Fixture shall be UL certified for wet locations.

MOUNTING

Fixture shall be mounted to tenon with stainless steel allen head set screws (3 @ 120°)

RELAMPING

The fixture is removed by loosening 4 stainless steel screws around globe.

FINISH

Fixture finish shall consist of degreasing, phosphate acid etching with 140°+ deionized water, rinsed, oven dry off and top coated with a thermoset TGIC super polyester powder coat finish designed not to chalk or fade for many years. All Niland Company powders must pass a minimum 3000-hour salt spray test for corrosion resistance.

CERTIFICATION

The fixture shall be UL-listed for wet location use, and all HID listings.

WARRANTY

Fixture shall be warranted to be free of defects for five years. Ballast components shall carry the ballast manufacturers limited warranty of two years.

PHOTOMETRICS

Complete photometric data for all fixtures is available in IES-formatted 3.5 disks. A certified independent laboratory performs all testing. Call the Niland Company directly for more information.



# Niland Company

NILAND COMPANY • PH: (915) 779-1405 • FAX: (915) 779-3618 • E-MAIL: INFO@NILANDCO.COM  
320 N. Clark El Paso, Tx 79905 • PH: 800-648-9013 • FAX: 888-779-3065 • WEB PAGE: HTTP://www.nilandco.com