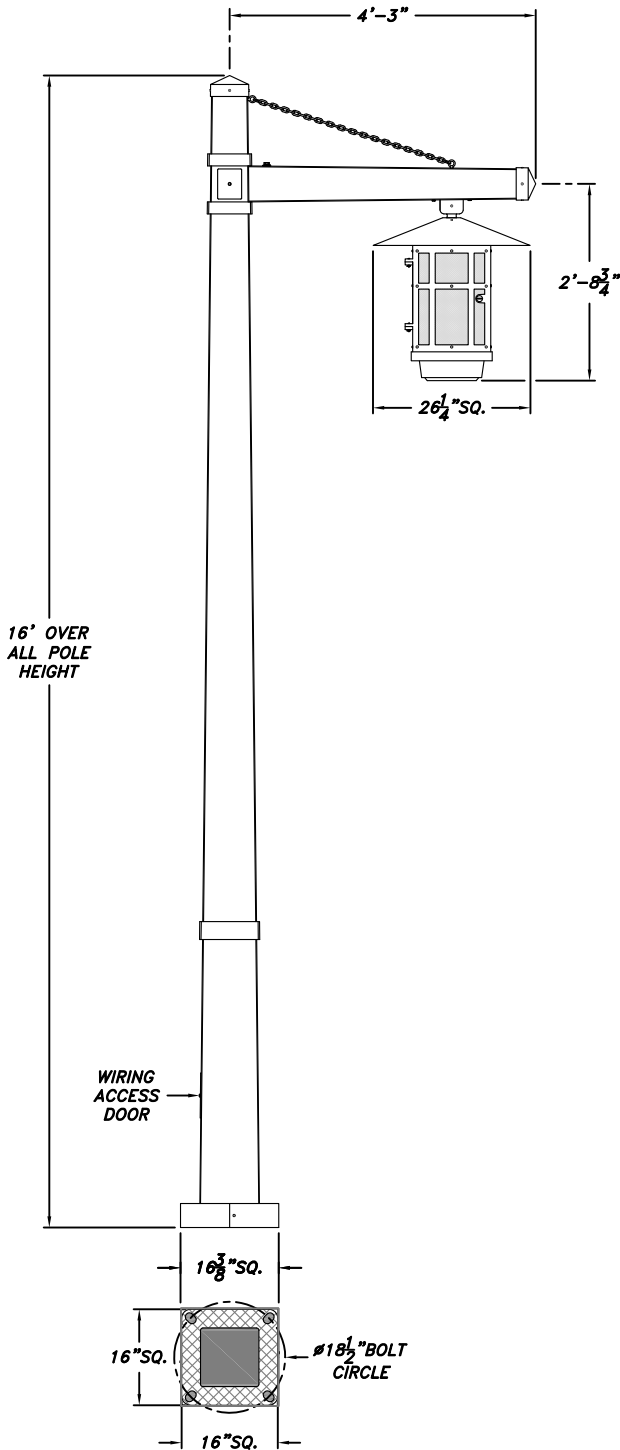


ASPEN SERIES



SCALE: 3/8"=1'-0"

Catalog Name: **AP-16-TSQ-16-AP-1-AP-PEN-BOR**

Revision # 0 Date: 02.15.18 Page: 1 of 3

Revision History: N/A

Niland Approval: Luis M. Gomez Customer Approval: _____

CSI POLE SPECIFICATION

I. BOLT COVER

Bolt cover shall be made of 11 gauge (1/8") steel. The bolt cover shall be a clam shell and shall wrap around the pole to cover the bolt plate. Cast aluminum access cover shall be secured with two stainless steel screws. There are no exterior welds to finish.

II. POLE

Post shall be tapered smooth square steel pole. Shaft shall be of uniform wall thickness with no warping or mold shifting. Minimum wall thickness shall be 11 gauge (1/8"). Pole shaft shall be seated into the bolt plate and circumferentially welded around the outside of the pole shaft. Decorative banding shall be welded to the pole shaft. Access door shall be secured with s.s. hex head screw.

III. CROSSARM

Arm shall be tapered smooth square steel construction with a self leveling plumberizer for luminaire mounting and end cap for wire access. Arm shall have a reinforced adapter for easy crossarm mounting.

IV. ANCHORAGE DETAIL

Post base requires (4) \varnothing 1"x36" hot dip galvanized L-type anchor bolts with 3" maximum projection each.

V. HOUSING

The pendant shall be core cast aluminum. Aluminum shall be certified as pure #356 alloy, free of any porosity, foreign materials or cosmetic fillers. Castings shall be uniform wall thickness with no warping or mold shifting. Minimum wall thickness shall be 3/16". Electrical components are mounted in the ballast canister. The ballast canister shall be mounted in the luminaire with three stainless steel screws. The optional refractor will be a borosilicate glass refractor designed for either a type III or type V light distribution pattern.

VI. ELECTRICAL

All electrical components and materials shall be UL-recognized and wired by a certified UL technician. All Niland ballasts are high power factor rated for -30°C/-20°F starting. Medium and Mogul base sockets are 4 KV rated. The electrical assembly is prewired with quick disconnects for servicing. Fixture shall be UL certified for wet locations.

FINISHES

Five Year Powder Coating Warranty

Niland Company factory-applied powder coatings are warranted against peeling, excessive fading and cracking under normal climatic exposure for a period of five years from date of shipment. Damage to finish coating caused by abuse or mishandling during installation is not covered by warranty. This warranty is limited to the repair or replacement of the material involved and does not include reimbursement of consequential expenses such as installation or removal of equipment or transportation costs.

I. STANDARD FINISH

Satin iron achieved by rotary sanding, blasting and phosphate conversion coating.

II. THERMOSET POWDER PAINT FINISH

Pretreatment shall consist of degreasing phosphate acid-etching with 140° and de-ionizing water, rinsed and oven dried.

FINISH COAT

Thermoset TGIC super polyester powder coat finish electrostatically applied, oven cured and bonded at approximately 420° F to a minimum dry film thickness of 1.6 mils. All Niland powders must pass a minimum 3000-hour salt-spray test for corrosion resistance. The National Association of Architectural Metal Manufacturers, Metal Finishes Manual rates the outdoor life of these powders at 15-plus years.

III. LIQUID FINISH

Optional liquid finish is first prime coated then finished with a two part liquid epoxy coat.

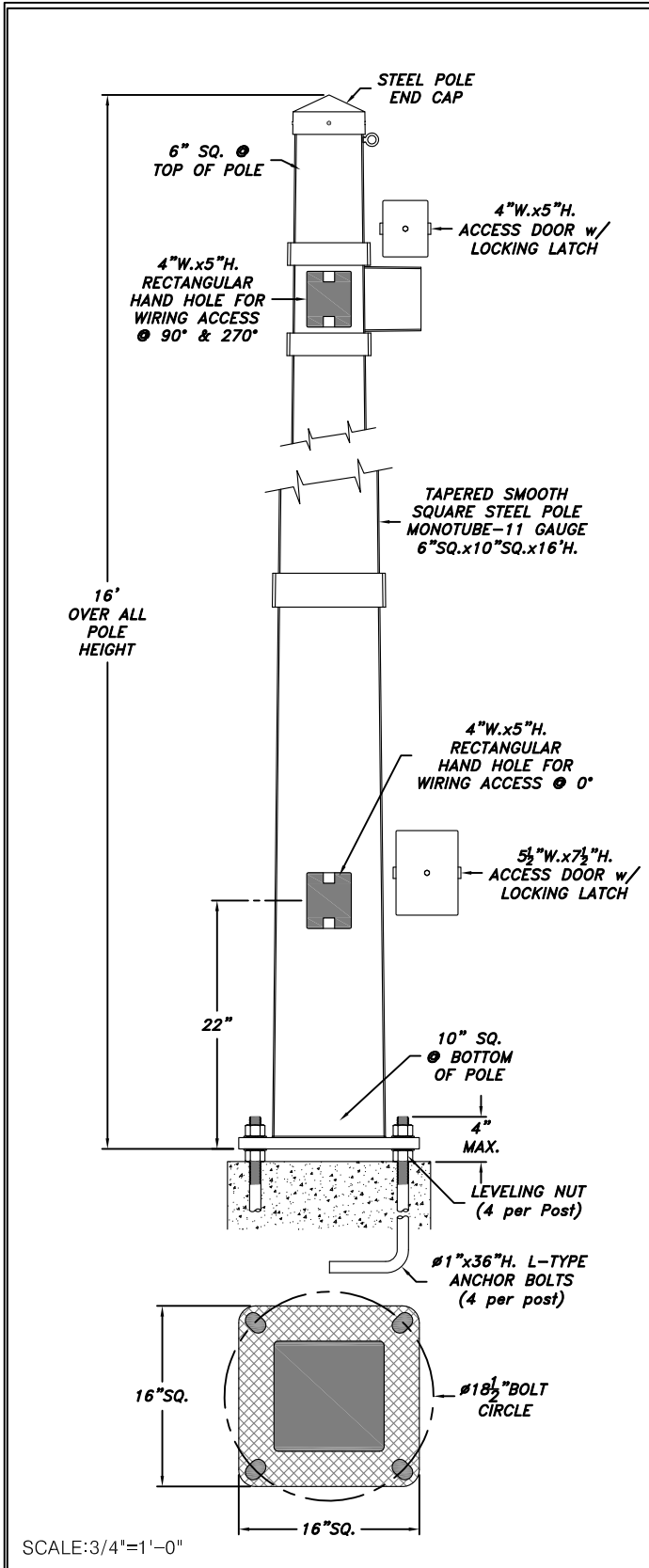
WARRANTY

Niland Company warrants to repair or replace, at our option, any equipment that fails due to defects in material or workmanship within one year from date of shipment. This warranty does not include failures as a result of improper installation, mishandling or misapplication. This guarantee is limited to repair or replacement only and does not include reimbursement for expense of installation, removal of equipment, transportation or any other expenses that may be incurred. Authorization must be obtained from Niland Company in El Paso, Texas before any material is returned.



Niland Company

NILAND COMPANY • PH: (915) 779-1405 • FAX: (915) 779-3618 • E-MAIL: INFO@NILANDCO.COM
320 N. Clark El Paso, Tx 79905 • PH: 800-648-9013 • FAX: 888-779-3065 • WEB PAGE: HTTP://WWW.NILANDCO.COM



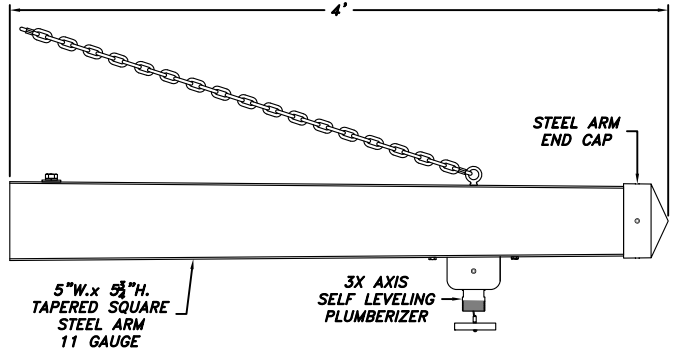
SCALE: 3/4" = 1'-0"

Aspen Series-16" Bolt Plate-Tapered Square Steel Pole-16' Height
 AP-16-TSQ-16

Catalog Name: AP-16-TSQ-16-AP-1-AP-PEN-BOR Date: 02.15.18
 Revision History: N/A Revision #: 0

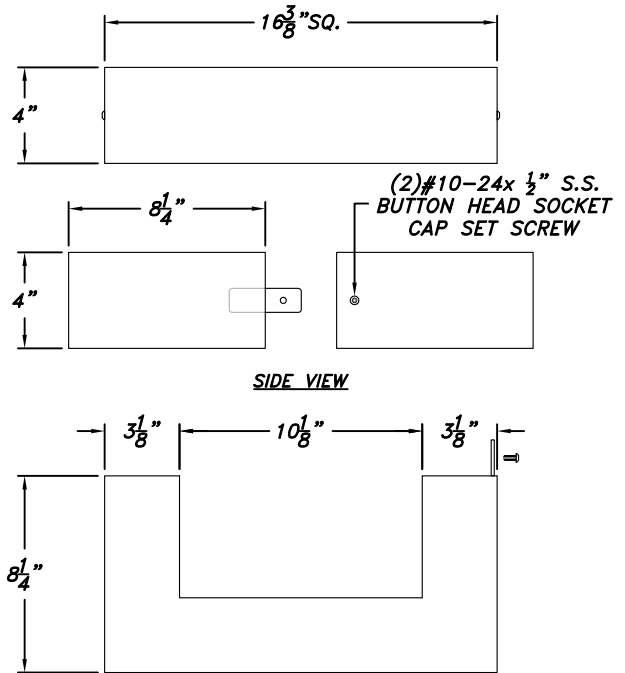
Niland Approval: Luis M. Gomez Customer Approval: _____ Page: 2 of 3

ASPEN SERIES-SINGLE ARM
 AP-1



SCALE: NTS

ASPEN SERIES BOLT COVER



SCALE: 1 1/2" = 1'-0"

TOP VIEW

COLOR OF POWDER COAT FINISH

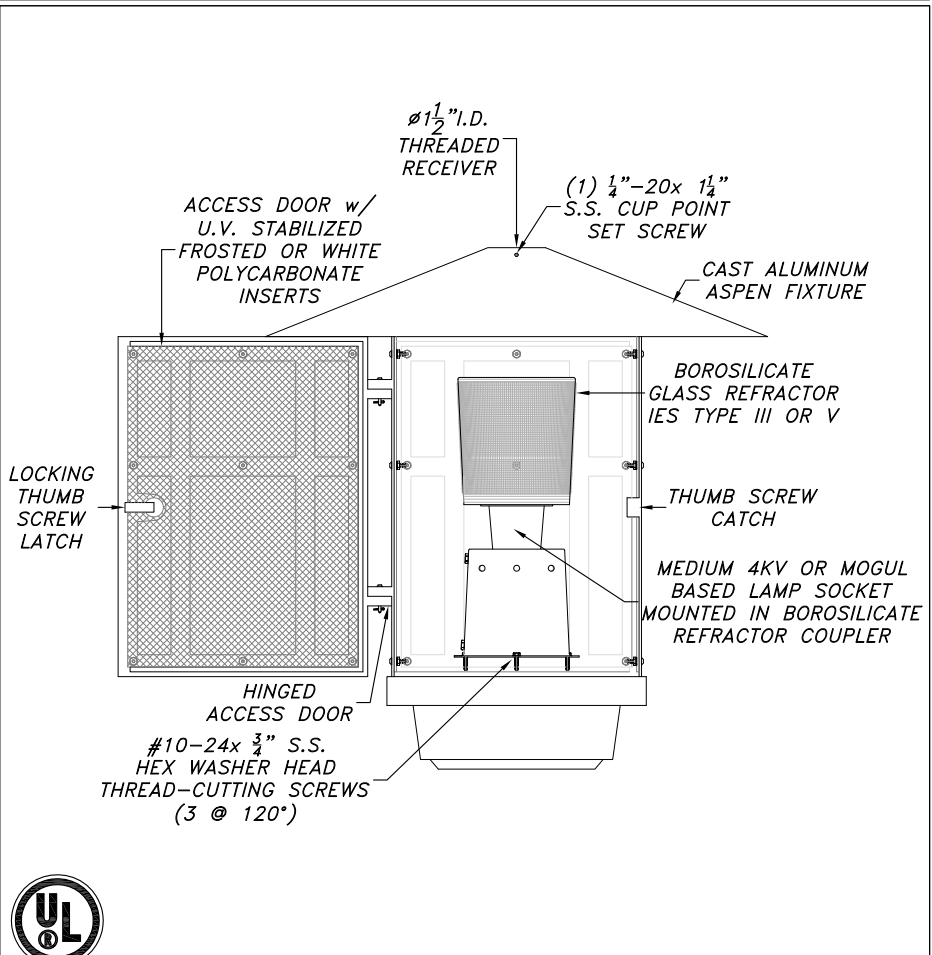
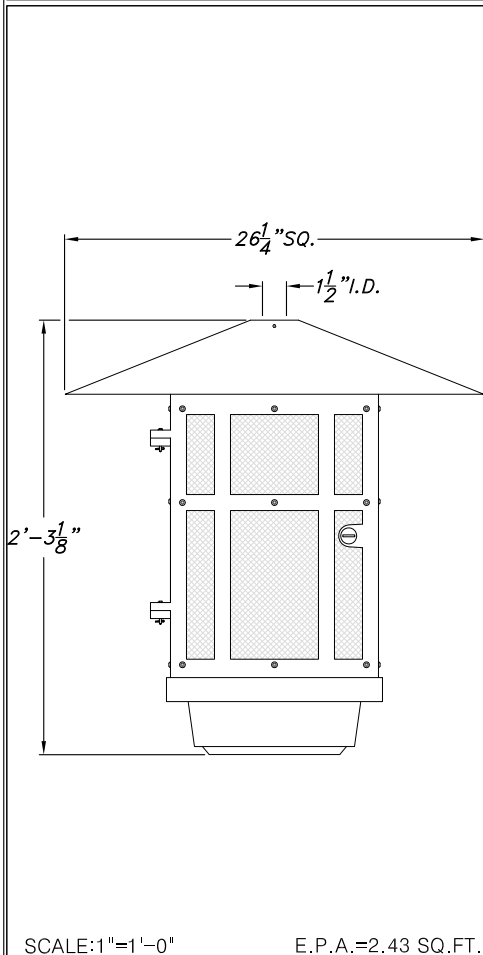
- | | |
|---------------------------------------|--|
| <input type="checkbox"/> (BLK) BLACK | <input type="checkbox"/> (HG) HAND BRUSHED GREEN |
| <input type="checkbox"/> (BRZ) BRONZE | <input type="checkbox"/> (HR) HAND BRUSHED GRAY |
| <input type="checkbox"/> (GRN) GREEN | <input type="checkbox"/> CUSTOM _____ |



Niland Company

ASPEN SERIES

AP-PEN-BOR



SCALE: 1" = 1'-0" E.P.A. = 2.43 SQ.FT.

EXAMPLE
AP-PEN-BOR-PSMH-150-208-V-BLK

AP-PEN-BOR- _____ - _____ - _____ - _____ - _____
Series Ballast Wattage Voltage Distribution Color

INSERTS	LIGHT SOURCE	WATTAGE-SOCKET MEDIUM MOGUL	VOLTAGE	LIGHT DISTRIBUTION	COLOR OF POWDER COAT FINISH
<input type="checkbox"/> FROSTED (CLEAR) <input type="checkbox"/> WHITE (MILKY)	<input type="checkbox"/> INC <input type="checkbox"/> CFL <input type="checkbox"/> HPS <input type="checkbox"/> PSMH <input type="checkbox"/> LED	<input type="checkbox"/> 50w <input type="checkbox"/> 70w <input type="checkbox"/> 100w <input type="checkbox"/> 150w <input type="checkbox"/> 175w <input type="checkbox"/> 250w	<input type="checkbox"/> 120v <input type="checkbox"/> 208v <input type="checkbox"/> 240v <input type="checkbox"/> 277v <input type="checkbox"/> 480v MULTITAP 120v 240v 208v 277v PLEASE SPECIFY VOLTAGE	<input type="checkbox"/> TYPE III <input type="checkbox"/> TYPE V	<input type="checkbox"/> (BLK) BLACK <input type="checkbox"/> (BRZ) BRONZE <input type="checkbox"/> (GRN) GREEN <input type="checkbox"/> (HG) HAND BRUSHED GREEN <input type="checkbox"/> (HR) HAND BRUSHED GRAY <input type="checkbox"/> CUSTOM _____

LUMINAIRE SPECIFICATION

HOUSING
The pendant shall be core cast aluminum. Aluminum shall be certified as pure #356 alloy, free of any porosity, foreign materials or cosmetic fillers. Castings shall be uniform wall thickness with no warping or mold shifting. Minimum wall thickness shall be 3/16". Electrical components are mounted in the ballast canister. The ballast canister shall be mounted in the luminaire with three stainless steel screws. The optional refractor will be a borosilicate glass refractor designed for either a type III or type V light distribution pattern.

ELECTRICAL
All electrical components and materials shall be UL-recognized and wired by a certified UL technician. All Niland ballasts are high power factor rated for -30°C/-20°F starting. Medium and Mogul base sockets are 4 KV rated. The electrical assembly is prewired with quick disconnects for servicing. Fixture shall be UL certified for wet locations.

MOUNTING
Fixture shall be mounted to an arm using a self leveling plumberizer and fastened in place with a set screw.

RELAMPING
The lamp is accessed by twisting the Thumb screw that is mounted on the luminaire access door.

FINISH
Fixture finish shall consist of degreasing, phosphate acid etching with 140+ deionized water, rinsed, oven dry off and top coated with a thermoset TGIC super polyester powder coat finish designed not to chalk or fade for many years. All Niland Company powders must pass a minimum 3000-hour salt spray test for corrosion resistance.

CERTIFICATION
The Fixture shall be UL-Listed for wet location use, and all HID listings.

WARRANTY
Fixture shall be warranted to be free of defects for five years. Ballast components shall carry the ballast manufacturers limited warranty of two years.

PHOTOMETRICS
Complete photometric data for all fixtures is available in IES-formatted 3.5 disks. A certified independent laboratory performs all testing. Call the Niland Company directly for more information.

Catalog Name: AP-16-TSQ-16-AP-1-AP-PEN-BOR Date: 02.15.18
Revision History: N/A Revision #: 0
Niland Approval: Luis M. Gomez Customer Approval: _____ Page: 3 of 3

Niland Company

NILAND COMPANY • PH: (915) 779-1405 • FAX: (915) 779-3618 • E-MAIL: INFO@NILANDCO.COM
 320 N. Clark El Paso, Tx 79905 • PH: 800-648-9013 • FAX: 888-779-3065 • WEB PAGE: HTTP://www.nilandco.com